

EXAMPLES OF SHARPS INCLUDE:

- **Needles** – hollow needles used to inject drugs (medication) under the skin
- **Syringes** – devices used to inject medication into or withdraw fluid from the body
- **Lancets**, also called “fingerstick” devices – instruments with a short, two-edged blade used to get drops of blood for testing. Lancets are commonly used in the treatment of diabetes.
- **Auto Injectors**, including epinephrine and insulin pens – syringes pre-filled with fluid medication designed to be self-injected into the body
- **Infusion sets** – tubing systems with a needle used to deliver drugs to the body.
- **Connection needles/sets** – needles that connect to a tube used to transfer fluids in and out of the body. This is generally used for patients on home hemodialysis.

HOW TO DISPOSE OF SHARPS

Used sharps should be immediately placed in a ***sharps disposal container**. FDA-cleared sharps containers are generally available through pharmacies, medical supply companies, health care providers and online, such as Walmart, Walgreens, and Amazon. These containers are made of puncture-resistant plastic with leak-resistant sides and bottom. They also have a tight fitting, puncture-resistant lid.

(*NO LARGER THAN 2 QUARTS PER CONTAINER)



If an FDA-cleared container is not available a heavy-duty plastic household container, such as a ***laundry detergent container** can be used as an alternative.

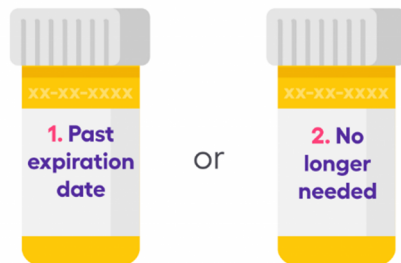
(*NO LARGER THAN 92 FL OZ. PER CONTAINER AND EACH CONTAINER MUST HAVE A SCREW ON CAP)



SAFE RX DRUG DISPOSAL

When to dispose of medication

When it is:



Proper disposal of medicines protects you and your community. It prevents poisoning of children and pets, deters misuse of mood-altering medicine by teens and adults, and keeps medicines from polluting streams and rivers when poured down the drain or flushed down the toilet. **Free disposal of medications includes:**

- ◆ Rx Medications
- ◆ Over-the-Counter Medicines
- ◆ Pet Medicines
- ◆ Pills, capsules, and patches
- ◆ Ointments
- ◆ Vitamins

Turn in your unused or expired prescription and non-prescription drugs for free, safe disposal, no questions asked, at the prescription drug disposal kiosk located at:

**Mendon Police Station - 22 Main Street, Mendon
Located in the Lobby Area**



TOWN OF MENDON
BOARD OF HEALTH



SHARPS DISPOSAL PROGRAM



BE SMART WITH SHARPS



MASSACHUSETTS DEPARTMENT OF
PUBLIC HEALTH

As of July 1, 2012, medical waste regulations do not allow the disposal of sharps in household garbage. Take your filled sharps container to the sharps disposal (drop-off) site in your community.

USE A SHARPS CONTAINER

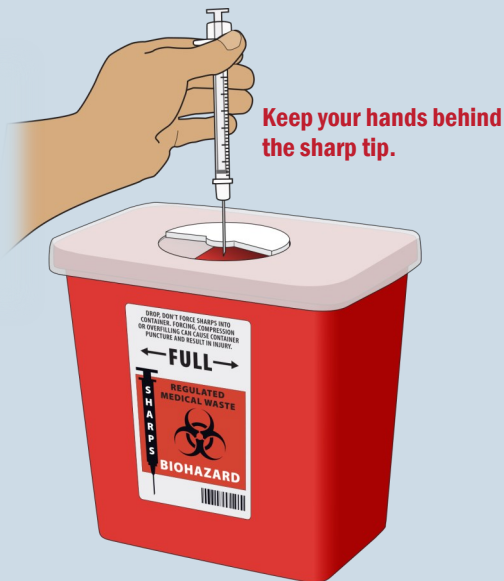
1 Visually check sharps container for hazards before handling. Read all labels.

MAKE SURE container is not overfilled or damaged.

CHECK that container is large enough to fit your sharp.



2 Put used sharp in container immediately after use. Also put unused sharp in container for proper disposal.



DISCARD A SHARPS CONTAINER

Stop using sharps container when 2/3 full or filled to the **FULL** line.



1 Close sharps container as instructed on label. Different containers have different closures.



2 Bring sharps container to a sharps disposal program.



TOWN OF MENDON
BOARD OF HEALTH



SHARPS KIOSK DROP OFF HOURS

Monday - Thursday 6:30 AM - 4:00 PM

Friday's Only 6:30 AM - 11:00 AM

Sharps Kiosk is in the Board of Health Office located at:
18 Main Street (Red Bldg. - Known as Old Taft Library)


IF YOU CANNOT GET A SHARPS CONTAINER...

FDA RECOMMENDS ALWAYS USING FDA-CLEARED CONTAINERS

If you do not have a sharps container, use an empty household container with these features:



DO NOT USE containers that can break or puncture easily.



DISPOSE OF A HOUSEHOLD SHARPS CONTAINER WHEN IT IS 2/3 FULL:

1 Close lid and tape shut. Label container.



2 Bring container to a sharps disposal program.



DO NOT put sharps containers in TRASH or RECYCLING!